

Scaled data based on original data using
LM-79-08 Approved Method: Electrical and Photometric Measurements of Solid-
State Lighting Products

Test Report Prepared for
Cooper Lighting Solutions
(formerly Eaton)

Brand: INVUE

Report Number: P140738

Luminaire Tested: **ECM-E01-LED-E1-RW-8030**

Issue Date: 03/03/2020

Test Information

Test Method: LM-79-08
Report Number: P140738
REPORT IS SCALED FROM IESNA LM-79-08 TEST DATA (P33689)
Test Lab: INNOVATION CENTER-P3
Issue Date: 03/03/2020
Manufacturer: COOPER LIGHTING SOLUTIONS (FORMERLY EATON)
Product Line: INVUE
Catalog Number: ECM-E01-LED-E1-RW-8030
Description: EPIC CLASSICAL MEDIUM DECORATIVE LED LUMINAIRE
(1) LIGHTBARS WITH AccuLED OPTICS - RECTANGULAR WIDE
Light Source: (21) 3000K CCT, 80 CRI LEDs
Ballast/Driver: -

Summary

Lumens per Lamp: N/A
Luminaire Lumens: 2495.9 lumens
Efficiency: N/A
Efficacy: 101.0 lumens/watt
Luminous Opening: Rectangular (W 0.17' x L: 1' x H: 0')
IES Classification: Type I - Short - Full Cutoff
BUG Rating: B1 - U0 - G1

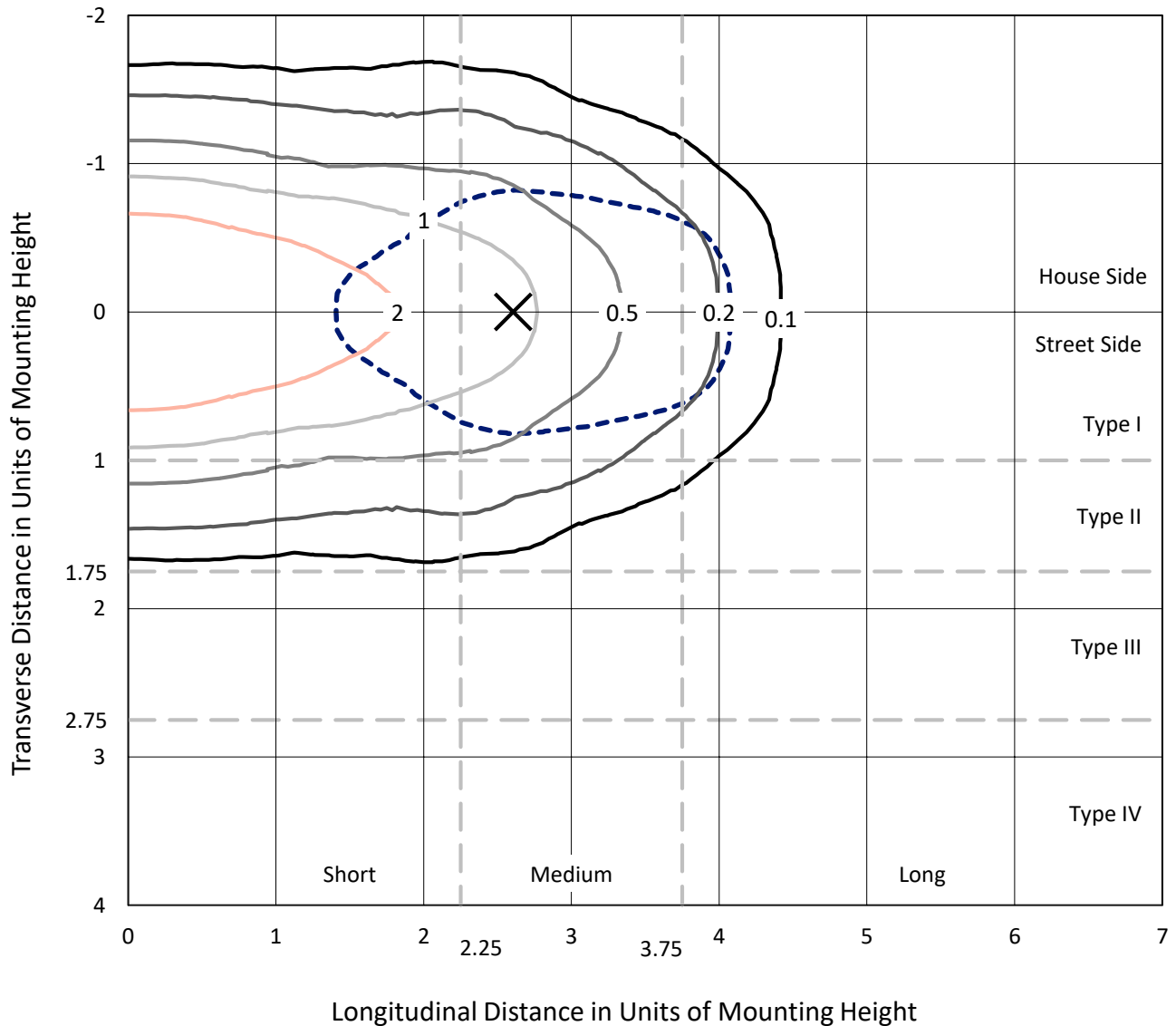
Input Watts (W): 24.7
Input Voltage (V): NR
Input Current (Ain): NR
Voltage Rise (V): NR
Power Factor: NR
Total Harmonic Distortion (THDi): NR
Frequency (hertz): 60
Stabilization Time: NR
Operation Time: NR
Ambient Temperature (°C): NR
Test Distance: 25 FT



REPORT NUMBER: P140738
 CATALOG NUMBER: ECM-E01-LED-E1-RW-8030

Iso-Footcandle Lines of Horizontal Illumination

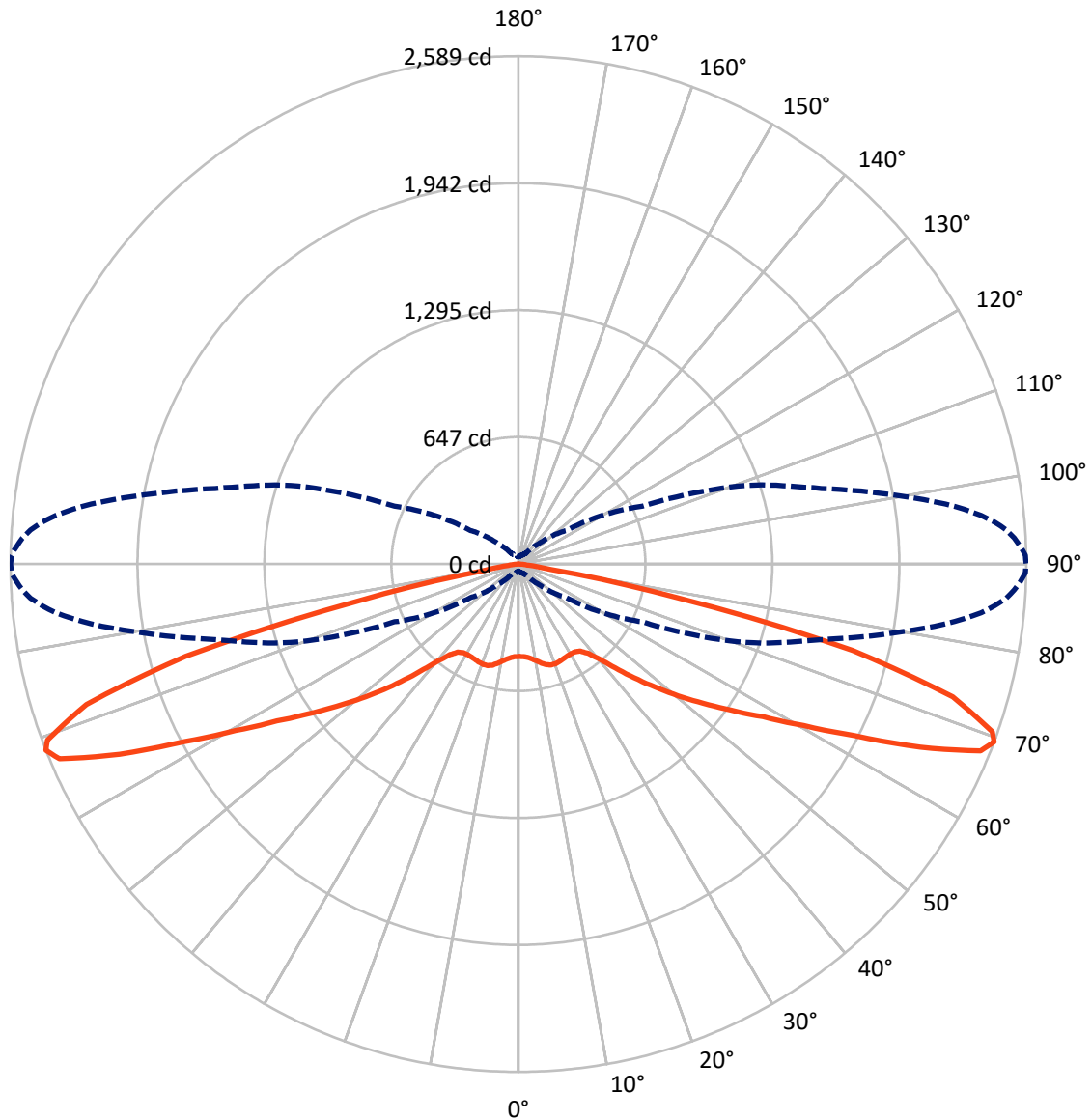
× Max cd
 - - - 1/2 Max cd



Based on 10 foot mounting height. Maximum calculated value = 4.8 fc
 Type I - Short - Full Cutoff

REPORT NUMBER: P140738
CATALOG NUMBER: ECM-E01-LED-E1-RW-8030

Luminous Intensity Polar Plot



— Vertical Plane Through 90-Deg Lateral - - - Horizontal Cone Through 69-Deg Vertical

REPORT NUMBER: P140738

CATALOG NUMBER: ECM-E01-LED-E1-RW-8030

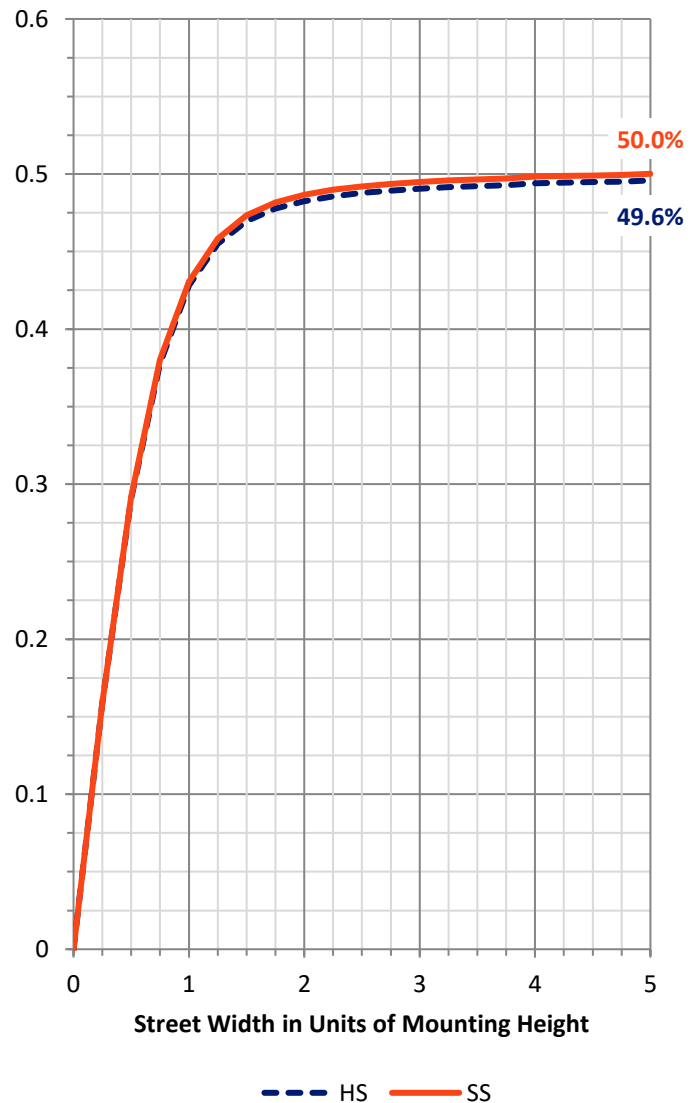
FLUX DISTRIBUTION:

		Downward	Upward	Total
House Side	Lumens	1248.0	0.0	1248.0
	% Fixture	50.0	0.0	50.0
Street Side	Lumens	1248.0	0.0	1248.0
	% Fixture	50.0	0.0	50.0
Total	Lumens	2495.9	0.0	2495.9
	% Fixture	100.0	0.0	100.0

Coefficient of Utilization

ZONAL LUMENS:

Zone	Lumens	% Fixture
0°-10°	46.1	1.8
10°-20°	145.0	5.8
20°-30°	234.6	9.4
30°-40°	293.0	11.7
40°-50°	366.5	14.7
50°-60°	451.6	18.1
60°-70°	559.0	22.4
70°-80°	365.4	14.6
80°-90°	34.7	1.4
90°-100°	0.0	0.0
100°-110°	0.0	0.0
110°-120°	0.0	0.0
120°-130°	0.0	0.0
130°-140°	0.0	0.0
140°-150°	0.0	0.0
150°-160°	0.0	0.0
160°-170°	0.0	0.0
170°-180°	0.0	0.0
0°-90°	2495.9	100.0
0°-180°	2495.9	100.0



REPORT NUMBER: P140738

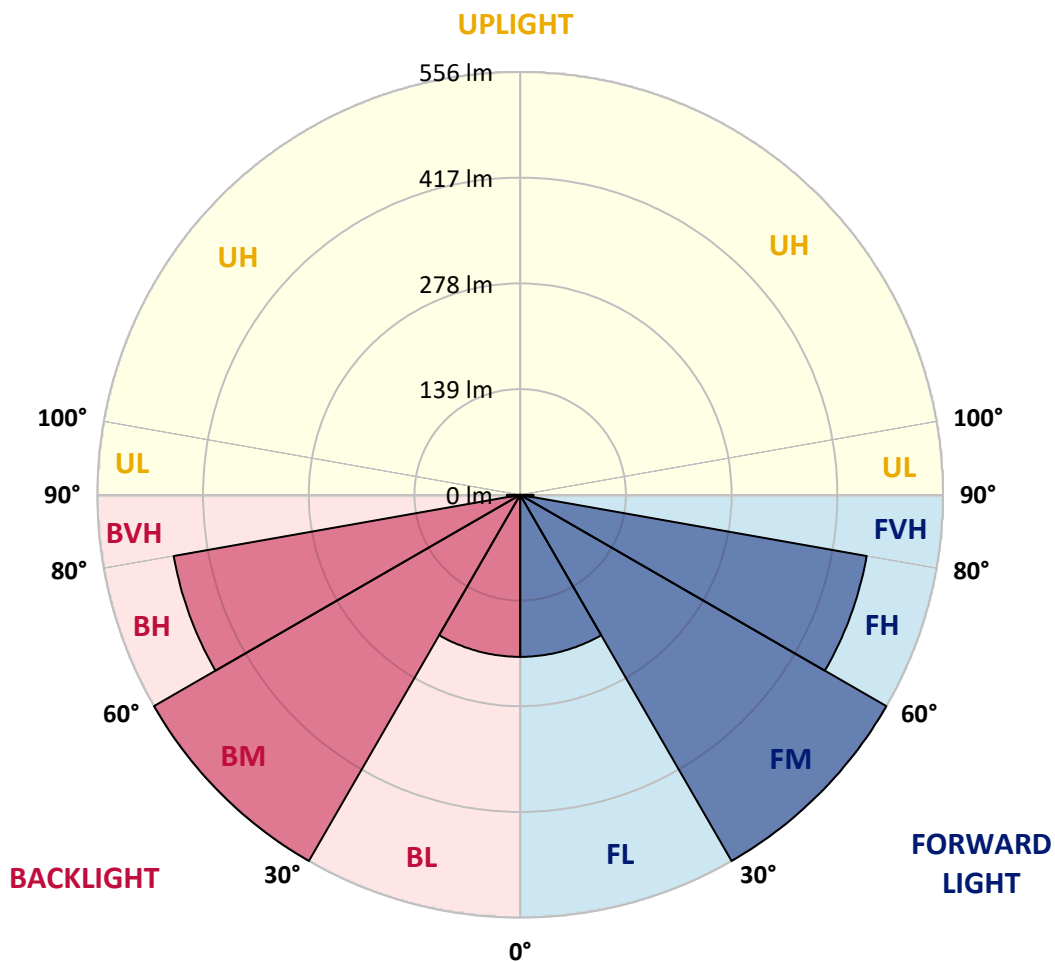
CATALOG NUMBER: ECM-E01-LED-E1-RW-8030

LUMINAIRE CLASSIFICATION SYSTEM LUMEN TABLE AND BUG RATING:

Zone		Lumens	% Fixture	Zone Rating/Lumen Limit		
				B	U	G
FL	(0°-30°)	212.9	8.5			
FM	(30°-60°)	555.5	22.3			
FH	(60°-80°)	462.2	18.5			G0/660
FVH	(80°-90°)	17.4	0.7			G1/100
BL	(0°-30°)	212.9	8.5	B1/500		
BM	(30°-60°)	555.5	22.3	B1/1000		
BH	(60°-80°)	462.2	18.5	B1/500		G1/500
BVH	(80°-90°)	17.4	0.7			G1/100
UL	(90°-100°)	0.0	0.0		U0/0	
UH	(100°-180°)	0.0	0.0		U0/0	

BUG Rating: B1-U0-G1

Type I Short





REPORT NUMBER: P140738

CATALOG NUMBER: ECM-E01-LED-E1-RW-8030

CANDELA DISTRIBUTION (FULL):

	0°	5°	15°	25°	35°	45°	55°	65°	66°	67°	68°
0°	471.2	471.2	471.2	471.2	471.2	471.2	471.2	471.2	471.2	471.2	471.2
2.5°	474.3	474.6	473.8	474.0	474.3	474.0	473.6	473.6	473.5	473.3	473.2
5°	477.4	477.6	477.1	477.8	478.0	478.4	478.4	478.6	478.5	478.4	478.3
7.5°	481.8	482.4	481.9	482.9	483.8	485.3	486.0	487.7	487.7	487.6	487.6
10°	485.8	486.4	486.4	488.6	491.0	493.7	496.6	499.2	499.4	499.6	499.7
12.5°	489.0	489.4	490.1	494.2	499.5	504.0	508.9	513.2	513.3	513.5	513.6
15°	487.7	488.7	491.9	498.4	507.8	515.2	521.3	526.3	526.7	527.0	527.4
17.5°	483.3	484.8	489.6	500.5	515.0	527.0	534.1	535.5	535.7	536.0	536.2
20°	473.9	476.2	483.5	499.0	520.4	536.6	543.8	541.3	541.1	540.8	540.6
22.5°	458.2	461.1	470.2	492.4	520.8	543.6	550.7	543.7	542.9	542.1	541.3
25°	437.0	439.4	449.8	476.2	514.4	545.0	555.1	545.2	544.0	542.7	541.4
27.5°	411.4	413.4	426.4	454.4	498.4	538.4	557.8	547.8	546.2	544.6	543.0
30°	382.6	384.3	398.5	428.4	475.9	524.2	557.6	554.0	552.0	550.1	548.1
32.5°	353.9	354.6	367.2	400.0	450.8	503.3	553.0	563.2	561.3	559.4	557.5
35°	322.4	324.6	338.2	373.9	422.6	480.2	546.8	576.2	575.1	574.0	572.9
37.5°	297.0	297.8	312.3	349.4	399.7	459.2	538.9	592.8	593.5	594.3	595.1
40°	271.8	271.8	286.1	324.6	376.7	440.4	532.2	613.2	617.0	620.9	624.7
42.5°	244.0	246.0	260.1	298.5	354.5	424.4	528.9	637.6	644.9	652.1	659.4
45°	218.2	219.4	233.8	271.3	326.8	406.1	527.9	665.0	676.0	687.0	698.0
47.5°	192.8	194.6	208.2	242.6	296.5	381.8	526.6	696.0	710.1	724.2	738.3
50°	169.1	170.2	185.4	216.8	266.7	350.3	518.4	730.8	748.0	765.2	782.4
52.5°	144.0	146.2	158.8	191.1	236.6	316.4	496.6	768.6	789.4	810.2	831.0
55°	117.8	117.3	132.4	162.8	210.3	283.8	456.3	801.4	826.5	851.6	876.8
57.5°	86.4	88.2	101.9	132.8	179.8	256.6	409.0	818.4	849.7	881.1	912.4
60°	61.9	64.4	76.4	100.7	149.4	229.8	360.5	806.6	848.1	889.6	931.1
62.5°	48.4	49.5	59.8	75.6	116.5	201.8	328.0	775.9	833.2	890.4	947.6
65°	42.2	43.4	52.6	60.8	88.5	175.2	308.5	751.4	827.0	902.6	978.1
67.5°	38.4	40.0	47.8	53.4	72.6	152.6	303.8	731.5	820.1	908.8	997.4
69°	36.6	38.1	45.4	50.6	67.4	145.4	298.5	697.8	787.8	877.8	967.7
70°	35.8	37.0	44.0	49.0	65.6	141.2	286.4	659.4	746.4	833.3	920.3
72.5°	33.0	33.6	40.1	44.8	62.2	118.2	226.8	493.6	566.3	638.9	711.6
75°	29.1	30.2	36.2	41.0	50.0	75.7	148.8	298.4	352.2	406.0	459.8
77.5°	25.0	26.0	31.1	39.2	38.4	45.9	85.5	166.7	195.8	224.9	254.0
80°	21.6	22.6	27.3	36.4	31.2	33.9	57.6	108.8	119.8	130.9	141.9
82.5°	17.0	17.7	22.9	29.7	24.2	25.2	43.2	95.0	101.6	108.3	114.9
85°	10.9	11.2	16.7	20.2	16.9	14.9	27.2	69.6	74.9	80.1	85.4
87.5°	3.8	5.4	7.4	7.0	7.0	5.4	9.6	25.8	27.8	29.9	31.9
90°	0.0	0.0	0.0	0.0	0.0	0.0	0.0	0.0	0.0	0.0	0.0



REPORT NUMBER: P140738

CATALOG NUMBER: ECM-E01-LED-E1-RW-8030

CANDELA DISTRIBUTION (continued):

	69°	70°	71°	72°	73°	74°	75°	76°	77°	78°	79°
0°	471.2	471.2	471.2	471.2	471.2	471.2	471.2	471.2	471.2	471.2	471.2
2.5°	473.1	473.0	473.0	473.0	472.9	472.8	472.8	472.6	472.4	472.4	472.2
5°	478.2	478.2	478.4	478.2	478.4	478.2	478.2	478.2	478.3	477.7	477.6
7.5°	487.6	487.6	487.6	488.0	487.7	487.6	487.8	487.8	487.8	487.6	487.6
10°	499.9	500.1	500.4	500.6	500.6	500.6	501.2	500.8	501.6	500.8	501.2
12.5°	513.8	514.0	514.7	515.0	515.2	515.3	515.2	516.1	516.6	516.5	516.6
15°	527.7	528.0	528.2	528.6	528.7	528.8	529.3	530.3	530.0	530.6	530.6
17.5°	536.4	536.6	536.5	536.5	536.8	537.2	537.8	538.4	538.2	538.6	538.9
20°	540.4	540.2	539.8	539.4	539.3	539.6	539.6	539.8	540.0	540.0	540.0
22.5°	540.5	539.7	538.8	538.2	537.4	537.0	537.4	537.0	537.0	537.0	536.8
25°	540.2	538.9	537.4	536.2	535.1	534.4	533.7	533.4	532.8	532.8	532.8
27.5°	541.4	539.8	538.2	536.0	534.5	533.7	532.7	531.7	531.2	530.6	530.6
30°	546.2	544.2	542.2	539.8	537.6	536.9	535.0	534.2	532.7	532.0	531.7
32.5°	555.6	553.8	551.1	548.3	546.6	544.5	543.0	540.8	539.3	538.4	537.0
35°	571.9	570.8	568.6	566.7	564.2	561.8	558.7	557.6	554.3	553.8	552.2
37.5°	595.8	596.6	596.2	594.8	593.0	591.0	589.6	587.3	586.0	584.8	583.3
40°	628.6	632.4	633.7	635.2	635.6	637.5	635.4	635.1	633.4	634.8	634.0
42.5°	666.7	674.0	677.9	682.5	687.6	692.2	695.9	702.0	701.4	706.2	709.5
45°	709.0	720.0	730.2	738.0	747.6	758.3	767.8	776.4	786.3	791.9	800.2
47.5°	752.4	766.4	781.0	795.3	809.1	822.9	839.8	855.1	870.0	880.2	893.0
50°	799.6	816.8	834.2	851.9	871.4	893.1	911.9	931.9	952.4	973.2	987.9
52.5°	851.8	872.6	891.6	910.2	934.4	957.4	981.9	1006.9	1038.0	1060.6	1080.8
55°	901.9	927.0	947.8	970.0	995.4	1020.8	1050.8	1082.1	1115.1	1147.7	1177.2
57.5°	943.8	975.1	999.9	1022.0	1049.0	1078.5	1110.7	1149.5	1187.1	1227.6	1265.7
60°	972.7	1014.2	1044.0	1070.6	1102.1	1134.7	1176.8	1222.6	1272.1	1322.4	1371.4
62.5°	1004.9	1062.2	1103.0	1140.9	1178.2	1214.5	1261.9	1318.9	1385.8	1446.8	1511.6
65°	1053.7	1129.2	1189.4	1237.8	1290.8	1343.6	1398.9	1465.4	1541.6	1630.4	1706.0
67.5°	1086.1	1174.7	1251.2	1320.6	1382.3	1446.6	1516.4	1596.0	1687.8	1778.6	1872.5
69°	1057.7	1147.6	1228.6	1305.0	1372.6	1441.8	1512.8	1592.9	1686.8	1787.0	1886.2
70°	1007.2	1094.2	1177.8	1258.2	1324.4	1396.6	1466.4	1542.8	1637.9	1738.2	1846.1
72.5°	784.3	857.0	942.8	1020.4	1099.3	1165.3	1228.3	1305.0	1400.9	1496.4	1601.4
75°	513.6	567.4	645.9	709.8	778.1	839.9	885.6	961.7	1020.0	1109.8	1207.4
77.5°	283.1	312.2	352.9	405.0	434.4	469.3	515.0	542.7	584.0	646.9	676.2
80°	153.0	164.0	181.2	192.0	200.7	192.1	187.5	195.8	192.3	191.3	181.9
82.5°	121.6	128.2	137.1	143.5	139.4	121.0	101.4	87.2	78.1	65.6	56.2
85°	90.6	95.9	99.3	103.6	102.8	93.0	74.4	57.6	45.2	36.0	31.4
87.5°	34.0	36.0	37.0	45.0	41.4	39.2	30.5	22.2	17.0	12.4	10.0
90°	0.0	0.0	0.0	0.0	0.0	0.0	0.0	0.0	0.0	0.0	0.0



REPORT NUMBER: P140738

CATALOG NUMBER: ECM-E01-LED-E1-RW-8030

CANDELA DISTRIBUTION (continued):

	80°	81°	82°	83°	84°	85°	86°	87°	88°	89°	90°
0°	471.2	471.2	471.2	471.2	471.2	471.2	471.2	471.2	471.2	471.2	471.2
2.5°	472.5	472.4	472.4	472.4	472.5	472.2	472.0	472.2	472.1	472.1	472.1
5°	478.1	478.0	478.0	478.2	478.0	478.2	478.0	477.4	477.7	477.8	478.0
7.5°	487.8	487.7	487.6	488.4	488.2	488.1	488.0	488.2	487.8	487.8	488.1
10°	501.2	501.8	501.6	502.0	501.8	501.6	501.4	501.6	502.0	502.2	501.6
12.5°	517.5	517.7	517.4	518.1	517.7	518.7	517.5	518.1	518.7	517.8	518.2
15°	530.7	530.8	531.3	531.4	531.3	531.6	532.4	532.0	531.6	532.3	532.6
17.5°	538.8	539.2	539.3	539.4	539.8	540.0	540.2	540.0	540.2	540.4	541.0
20°	540.6	540.4	540.7	540.8	541.2	541.3	541.6	541.4	541.8	542.0	542.1
22.5°	537.4	537.4	537.6	538.0	537.9	538.2	538.3	538.8	538.7	538.9	539.0
25°	533.0	533.3	533.4	533.2	533.2	533.4	533.6	533.4	534.0	534.2	534.2
27.5°	530.2	530.2	530.6	530.4	530.2	530.4	530.3	530.3	530.3	530.4	530.9
30°	531.3	530.8	530.6	530.6	530.4	530.2	529.9	529.5	529.4	529.6	529.5
32.5°	537.3	536.5	536.1	535.6	535.3	534.6	533.8	533.6	532.8	532.8	532.6
35°	552.8	551.8	551.8	550.3	549.4	549.0	548.3	546.2	546.4	545.5	545.2
37.5°	583.7	581.9	581.2	582.7	580.0	581.0	578.7	577.7	578.3	576.8	577.6
40°	635.4	638.0	637.0	638.4	639.2	639.4	639.4	637.0	639.4	635.6	636.9
42.5°	710.1	717.1	719.7	720.4	724.8	723.7	722.4	722.3	722.2	724.0	723.0
45°	804.0	805.0	817.0	819.2	821.6	824.3	823.6	826.7	829.0	825.8	826.3
47.5°	900.1	910.1	918.8	923.6	928.8	926.2	928.2	929.5	937.5	936.7	936.0
50°	1005.9	1022.6	1027.2	1032.5	1036.6	1044.7	1044.0	1048.9	1048.1	1054.7	1055.6
52.5°	1106.2	1124.6	1143.4	1151.5	1157.6	1167.1	1170.8	1176.1	1174.2	1173.6	1178.5
55°	1205.9	1236.8	1258.2	1279.1	1290.8	1303.2	1308.6	1316.2	1319.6	1321.2	1314.9
57.5°	1304.8	1341.8	1378.0	1403.8	1421.9	1440.7	1450.7	1459.0	1468.7	1471.9	1468.8
60°	1420.4	1474.6	1522.0	1556.6	1589.8	1610.4	1631.8	1647.6	1650.6	1663.9	1672.5
62.5°	1574.5	1640.4	1700.5	1750.8	1802.4	1840.8	1879.6	1895.0	1910.4	1920.8	1927.1
65°	1784.4	1871.4	1954.4	2026.0	2089.2	2153.0	2198.3	2222.1	2252.6	2258.6	2252.0
67.5°	1968.6	2071.2	2174.3	2265.4	2333.6	2399.9	2453.6	2493.0	2521.6	2535.6	2541.5
69°	1988.8	2093.1	2198.5	2289.4	2371.9	2438.0	2493.0	2532.1	2560.5	2584.9	2589.1
70°	1947.4	2064.4	2166.8	2258.6	2343.6	2411.0	2460.2	2505.0	2537.3	2556.0	2562.6
72.5°	1709.6	1814.7	1918.1	2023.8	2096.8	2177.6	2218.2	2254.0	2297.0	2321.5	2316.2
75°	1295.6	1386.6	1476.7	1555.8	1612.0	1641.8	1689.2	1724.0	1717.7	1758.9	1760.0
77.5°	730.8	742.6	803.8	795.6	822.6	823.3	830.4	842.6	819.1	867.4	832.7
80°	177.2	174.9	187.5	172.6	171.4	170.0	165.8	174.1	175.2	166.7	168.2
82.5°	52.0	49.8	48.8	47.6	49.6	48.9	49.4	49.6	51.1	49.2	51.2
85°	28.6	26.9	26.8	26.0	25.9	24.4	24.2	24.2	23.2	23.5	23.4
87.5°	11.0	10.2	9.7	9.2	9.1	8.8	8.3	7.6	6.8	6.0	5.6
90°	0.0	0.0	0.0	0.0	0.0	0.0	0.0	0.0	0.0	0.0	0.0

(END OF REPORT)